

II-5.900/5

No. 5
March 1995

Working Papers

The Vienna Institute
for Comparative Economic Studies (WIIW)

Wiener Institut
für Internationale Wirtschaftsvergleiche (WIIW)



*Amit Bhaduri,
Kazimierz Laski and
Martin Riese*

**Making Sense of
the Aggregate
Demand-Supply
Model**

Amit Bhaduri (Professor at Jawaharlal Nehru University, New Delhi) is consultant of WIIW; Kazimierz Laski is WIIW Research Director; both are currently fellows at the Institute for Advanced Studies, Berlin. Martin Riese is Associate Professor at Johannes Kepler University, Linz, Austria.

*Amit Bhaduri,
Kazimierz Laski and
Martin Riese*

**Making Sense of
the Aggregate
Demand-Supply
Model**

Contents

	page
Abstract	i
Section 0: Introduction	1
Section 1: A logical inconsistency	2
Section 2: Two routes to consistency	6
Section 3: Reinterpreting disequilibrium analysis	12
Section 4: Concluding observations	14
References	16

Abstract

This paper questions the validity of using the aggregate demand (AD) and aggregate supply (AS) framework for analysing macroeconomic issues. AD derived from the Keynesian income-expenditure approach cannot be reconciled logically with AS derived from the profit maximization postulate in out-of-equilibrium positions. The paper shows two routes to achieving consistency, either by taking recourse to Kalecki's work or by entirely reformulating the analysis along neo-classical lines. Using these two polar cases, it reinterprets the model underlying Keynes' *General Theory* and modern disequilibrium analysis based on "rationing".

Key words: Aggregate demand (AD), aggregate supply (AS), incompatibility of AD/AS, consistent AD/AS reformulations, profit maximization and multiplier analysis, disequilibrium theory and short side of the market.

Making Sense of the Aggregate Demand-Supply Model^{*)}

Section 0: Introduction

In almost all recent textbooks on macroeconomics, the Keynesian theory of effective demand is sought to be generalized by explicitly incorporating the supply side. This results in a convenient macroeconomic construction which is familiar from its partial equilibrium counterpart: a falling aggregate demand (AD) and a rising aggregate supply (AS) curve intersect in the price-quantity space to determine simultaneously the equilibrium levels of price and output (e.g. Baumol and Blinder, 1991, pp. 181-182, Felderer and Homburg, 1992, pp. 97-101, 109-112, Sachs and Larrain, 1993, pp. 66-68, Stiglitz, 1993, p. 694, Dornbusch and Fischer, 1994, pp. 202-208). This construction also serves in many empirically oriented research papers to distinguish especially a supply-shock from a demand-shock. This amounts to keeping either the AD or AS curve unchanged, while shifting the other curve to examine the comparative static properties of the shift on price and output (e.g. Bruno, 1986, Blanchard, 1989, Bernanke, 1994).

A central purpose of this paper is to show that neither the usual AD/AS generalization of Keynesian economics nor its comparative static applications in more applied work can be considered legitimate from a logical point of view.¹⁾ The construction is fundamentally flawed, as it leads to **logical** inconsistencies when applied to out-of-equilibrium situations (section 1). Consequently, despite the claims by the above-mentioned textbook authors and researchers, the AD/AS analysis cannot be used to visualize any kind of price or quantity adjustment process towards equilibrium; nor can it be used for deriving comparative static results, since the "stability" of the system cannot even be discussed meaningfully.²⁾ The AD/AS apparatus has to be reformulated before it can be used in any logically coherent sense. As section 2 of this paper shows, there are two different routes to making this analysis logically consistent. Section 3 relates our reformulated approach to disequilibrium theory based on the "short side" of the market principle. The last section sums up the analysis with some comments on its implications.

*) This is a further development of the materials presented in *WIW Working Paper* no. 4. That paper has been discussed on different occasions and we used the results for improvements and enlargements. We acknowledge with special gratitude the comments from Edward Nell, Peter Kalmbach and Robert Solow without implicating them in our views. Research support provided by the Institute for Advanced Studies, Berlin and The Vienna Institute for Comparative Economic Studies is also acknowledged with gratitude.

1) Hall and Treadgold (1982) were among the first to hint at the difficulty resulting from various feedbacks between AD and AS, but failed to pinpoint the logical inconsistency. Since then other authors have also recognized independently the problematic nature of this construction, as was brought to our attention while the first version of our paper (Bhaduri et al., 1994) was in circulation (cf. Barro, 1994; Fields and Hart, 1990; Colander, 1994).

2) Via Samuelson's "Correspondence Principle" (1947) which requires the stability property of a system to be used to derive comparative static results. However, the AD/AS apparatus is used as a rule to analyse out-of-equilibrium price adjustment.

Section 1: A logical inconsistency

The construction of the AD curve relates price P to that level of real output Y which would produce demand-side equilibrium, i.e. generate just enough demand to match output at that price. This entails income-expenditure equilibrium of Keynesian analysis via the multiplier mechanism which underlies the usual formulation of the AD curve along either the familiar 45° -diagram or the Hicksian IS curve. To keep the exposition at its simplest, we treat real investment as autonomous at $I = \bar{I}$ ³⁾ in a closed economy without a government sector. Thus, aggregate demand consists only of private consumption and autonomous investment, both in real terms. Moreover, assuming uniform propensities to consume for both wage-earners and profit-earners, consumption C may be postulated as proportional to output Y , namely, cY ($1 > c > 0$). The negative response of demand to the price level is captured through the real balance effect, by allowing another part of private consumption $\tilde{C}(P)$ to be a decreasing function of the price level.

Consequently the demand-side equilibrium, derived from the usual multiplier analysis, is

$$Y_d = \bar{I} + \tilde{C}(P) + cY_d \quad [1]$$

implying

$$\frac{dY_d}{dP} = \frac{1}{s} \frac{d\tilde{C}(P)}{dP} \leq 0, \text{ where } s = (1 - c) \quad [2]$$

While [2] establishes the negatively sloped conventional AD curve, owing to the real-balance effect, the income-expenditure equilibrium through the multiplier mechanism along the AD curve entails that aggregate demand determines the level of output actually produced. However, the question arises as to whether firms would actually produce that level of output in accordance with their supply behaviour.

The supply side is usually constructed on the postulate of profit maximization under diminishing returns to labour as the only variable factor of production in the short run. Thus, at nominal wage w , price equals rising marginal cost under competitive conditions to yield

$$P = \frac{w}{f'} \quad [3]$$

3) The model could be complicated by making investment a function of the interest rate, price level etc., e.g. in the IS-LM framework. However, these complications are unnecessary for our present purpose, since none of these complications — in contrast to the real-balance effect — provides unambiguous argument in favour of a negatively sloped AD curve.

where $f(L)$ represents the short-period production function with labour as the only factor subject to diminishing return, i.e.

$$Y_s = f(L), f' > 0, f'' < 0 \quad [4]$$

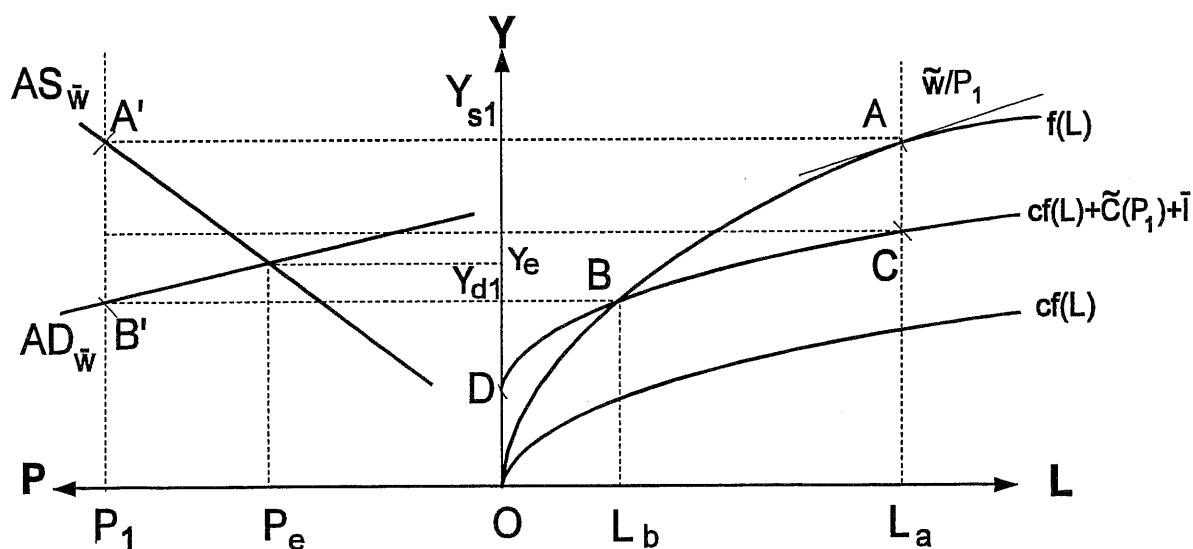
At any given money wage $w = \bar{w}$, [3] and [4] imply,⁴⁾

$$\left. \frac{dY_s}{dP} \right|_{w=\bar{w}} = (f') \cdot \frac{dL}{dP} > 0 \quad [5]$$

In other words, from [5] AS increases with price at a given nominal wage \bar{w} , because real wage falls to induce more employment and output at profit-maximizing equilibrium.

Figure 1 reformulates geometrically the AD/AS framework familiar from many textbooks. For a specified nominal wage \bar{w} and a certain price, say P_1 , the corresponding real wage \bar{w}/P_1 , represented by the slope of the tangent to $f(L)$ at point A, determines via profit maximization a certain amount of employment L_a on the right-hand side. On the left-hand side of the diagram this corresponds to aggregate supply P_1A' . Parametric variation of P at given nominal wage \bar{w} traces out the AS(P) curve in accordance with [5].

Figure 1



4) Since, $\left. \frac{dL}{dP} \right|_{w=\bar{w}} = - \left(\frac{(f')^2}{w f''} \right) > 0$

Turning to the demand side, the individual components of aggregate demand in [1] are exhibited on the right-hand side of figure 1. Aggregate real consumption cY becomes just a scaled-down version of the utilization function. By adding the constant term $\bar{T} + \tilde{C}(P_1)$ at price P_1 we derive total demand at price P_1 along the curve DBC. Consequently, on the right-hand side of figure 1 for price level P_1 , $Y_{d1} = f(L_b)$, where L_b denotes the amount of employment determined via the multiplier, which brings total expenditure and output into equilibrium. Again, by varying P parametrically the negatively sloped $AD(P)$ curve may be traced out, in accordance with equations [1] and [2]. However, unlike the $AS(P)$ curve, the $AD(P)$ curve is traced out without any reference to any specific nominal wage rate. This implies that the real wage rate does not enter directly in defining AD .⁵⁾

Nevertheless, for consistency of comparisons, we need to assume that the nominal wage in the construction of AD is the same as that for AS , viz. \bar{w} . It is evident from the right-hand side of figure 1 that the profit maximization at real wage \bar{w}/P_1 implies point A, but at the same real wage \bar{w}/P_1 demand-determined equilibrium is achieved at point B. On the left-hand side of figure 1, this out-of-equilibrium position is shown explicitly: while aggregate demand (AD) at B' is less than aggregate supply (AS) at A', these two positions A' and B' cannot be meaningfully compared because they entail two inconsistent levels of employment L_a and L_b respectively. The former L_a is the derived demand for labour at real wage \bar{w}/P_1 on the assumption of profit maximization. The latter, L_b is another level of demand for labour derived on the assumption that the firms produce to satisfy the level of aggregate demand.⁶⁾

To avoid misunderstanding we emphasize that these two different levels of employment L_a and L_b corresponding to point A (or A') and B (or B') on the right- (or left-)hand side of figure 1 have nothing to do with disequilibrium in the labour market, because the labour supply function does not enter the argument at all.⁷⁾ Instead, it points precisely to the logical contradiction inherent in the AD/AS construction. It arises necessarily from subjecting firms to two different rules of behaviour i.e. either producing according to profit

5) This is due to the assumption of uniform savings propensity for both profit- and wage-earners. – Note also that in figure 1, the level of production and employment are explicitly shown. When demand depends on distribution, e.g. in the form of a classical savings function making consumption equal to the wage bill, multiple equilibria may emerge naturally in this diagram, so that the conventional AD curve is no longer unique. This can be seen from the right-hand side of figure 1 when a straight line with intercept equal to investment plus the price-sensitive component of consumption, has a slope equal to the given real wage, e.g. at (\bar{w}/P_1) . For prices above equilibrium this straight line may intersect the utilization function twice.

6) Indeed, the Kahn-Keynes multiplier process generating round by round demand operates on the assumption that employment increases with each round of demand to generate further demand and employment in a convergent geometric series (Kahn, 1931).

7) Nor is there any presumption about full-employment at the equilibrium point where AD and AS intersect.

maximization or producing to satisfy the level of aggregate demand. Except, in equilibrium where the distinction between the two rules is blurred, the same economic agent, namely the firm cannot obey both rules! This inconsistency becomes all the more apparent when the consequences of a price change are investigated. Assume that the initial situation of the economy is represented by the coordinates of the equilibrium point E. At price P_e and output Y_e , income-expenditure equilibrium (along curve AD) is achieved by firms which are also maximizing profit (along curve AS). At the constant money wage \bar{w} , if the price level increases (decreases) from P_e , then profit-maximizing firms are expected to increase (decrease) employment along the supply curve AS, while the same firms are expected to decrease (increase) employment along the demand curve AD to satisfy demand! This demonstrates how the two rules for the firms, profit maximization along AS and satisfying demand along AD, become self-contradictory outside equilibrium.

The economic fallacy in using the AD/AS framework as a macroeconomic apparatus to analyse out-of-equilibrium positions should now be apparent. In partial-equilibrium analysis of demand and supply, as a first approximation it may be plausible to posit two separate economic agents in the product markets – households as consuming units whose demand responds negatively, and firms as producing units whose supply responds positively, to higher price. This separation becomes untenable in aggregate demand-supply analysis, because firms are not only producers, but also – through their derived demand for labour – providers of employment to households which, in turn, determines the level of consumption expenditure. Viewed from this angle the problem with the AD/AS analysis lies in the inconsistency of postulating the level of aggregate demand independently of the level of employment actually offered by the firms. The two levels of employment or derived demand for labour in out-of-equilibrium situations emphasizes precisely this absurdity underlying the construction.

A class of macroeconomic models (e.g. Mankiw, 1992, chapter 8, pp. 214-234) tries to escape the problem arising from the circularity of the income-expenditure flow by taking resort to the quantity theory of money for providing the AD locus. With the quantity of money M and its velocity of circulation v constant, the quantity equation $Mv = PY$ is used to trace an inverse relation between P and Y , which is treated as the AD curve. The underlying idea that the quantity of money determines the level of nominal income and through a generalized real-balance effect also the level of aggregate demand, means that it is the exogenous supply of money which determines the demand for **goods**. This idea postulates again that aggregate demand has nothing to do with the actual level of employment offered by firms. To deny this link between the level of employment and

the level of expenditure is to ignore the circular nature of the flow of income – the central innovation of macroeconomics since Keynes.⁸⁾

Section 2: Two routes to consistency

Since the logical inconsistency of the AD/AS analysis arises essentially from subjecting the same economic agent, namely the firm to two different rules of behaviour – profit-maximization along AS versus satisfying aggregate demand along AD – this also suggests naturally two routes to resolving this logical difficulty. Firms may be assumed either to maximize profits and remain always on their supply curve AS with aggregate demand **derived** from AS. Alternatively, the firms may be assumed to satisfy aggregate demand on the basis of some principle of “bounded rationality” and remain always on the AD curve with aggregate supply **derived** from AD.

These two routes correspond to two well-established models in macroeconomics, the former termed “neo-classical” and the latter termed Kaleckian, after the name of its innovator (Kalecki, 1933; 1971). The model of Keynes in the General Theory (1936) is a more complex hybrid case lying between these two extremes, on which we comment later in this section.

With profit maximization as the ruling principle in the neo-classical model, conditions [3] to [5] are always satisfied to yield profit-maximizing output Y_s at each price (given nominal wage \bar{w}) and this level of output Y_s enters to determine the **derived aggregate demand** schedule (DAD). Formally, this satisfies,

$$Y_{dd} = \bar{I} + \tilde{C}(P) + cY_s \quad [6]$$

in place of former AD equation [1].

So long as the real-balance effect is relatively weak, Y_{dd} can be seen to be less responsive than Y_s to variations in the price level. Because, from [6],

$$\frac{dY_{dd}}{dP} = \frac{d\tilde{C}(P)}{dP} + c \frac{dY_s}{dP} \quad [7]$$

8) Contrary to chapter 8, in chapters 9-10 Mankiw (1992) takes into account the circular nature of the flow of income. In these chapters it is the level of production which determines the demand for goods and – in turn – for money. This demand for money in relation to the supply of money determines the equilibrium rate of interest. Note that the quantity theory of money is used here (chh. 9-10) essentially as a theory of transaction demand for **money**, but not for goods (unlike in ch. 8).

so that $d\tilde{C}(P)/dP$ as a relatively small (negative) term is dominated by the (positive) term $c(dY_s/dP)$ to make the left-hand side of [7] positive, while $1 > c > 0$ ensures

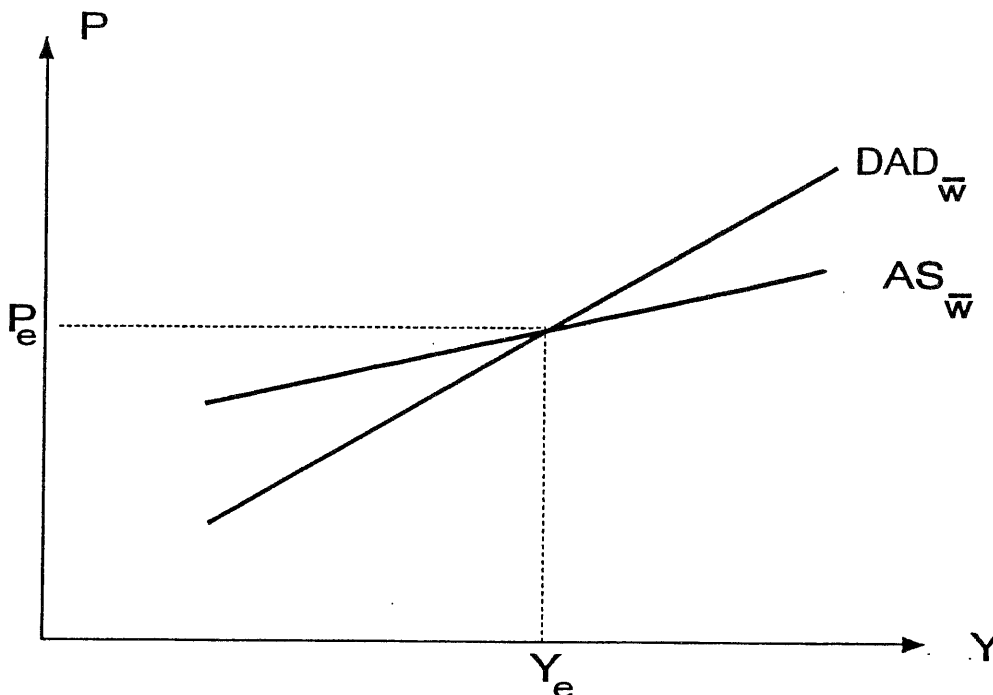
$$\frac{dY_s}{dP} > \frac{dY_{dd}}{dP} > 0 \quad [8]$$

or equivalently (in terms of inverse functions),

$$\frac{dP}{dY_{dd}} > \frac{dP}{dY_s} > 0 \quad [9]$$

where customarily price is measured on the vertical axis, as in figure 2.⁹⁾

Figure 2



The fact that the DAD curve is an increasing function of price has important consequences for the stability of equilibrium. So long as the DAD curve crosses the AS curve from below, price adjustment, imagined to be conducted by a Walrasian auctioneer, leads to equilibrium – because, as figure 2 shows, below (above) the equilibrium price P_e , there is excess demand (supply) raising (lowering) price. In contrast, quantity adjustment, now imagined to be conducted by a Marshallian auctioneer, would lead away from equilibrium – because, below (above) the equilibrium output Y_e , demand price quoted

9) More precisely, the price elasticity of $\tilde{C}(P)$ would have to be considerably larger than that of $Y_s(P)$ to produce a negatively sloped DAD curve. It is worth emphasizing that condition [8] or, equivalently [9], is economically the most plausible outcome, since $c(dY_s/dP)$ is usually considerably larger in magnitude than $(d\tilde{C}(P)/dP)$.

by the auctioneer is lower (higher) than the supply price, inducing firms to contract (expand) output further. More formally, the Walrasian price adjustment guided by the equation

$$\frac{dP}{dt} = a [DAD(P) - AS(P)], \quad a > 0 \quad [10]$$

is locally stable, if the relevant derivatives evaluated at equilibrium P_e satisfy,

$$DAD'(P_e) - AS'(P_e) < 0$$

i.e.,

$$\frac{dY_s}{dP} > \frac{dY_{dd}}{dP}$$

which is our earlier condition [8]. However, Marshallian quantity adjustment, guided by the equation involving inverse functions,

$$\frac{dY}{dt} = b [DAD^{-1}(Y) - AS^{-1}(Y)], \quad b > 0 \quad [11]$$

is locally stable if the relevant derivatives evaluated at equilibrium Y_e satisfy,

$$\frac{dDAD^{-1}(Y)}{dY} - \frac{dAS^{-1}(Y)}{dY} < 0$$

i.e.

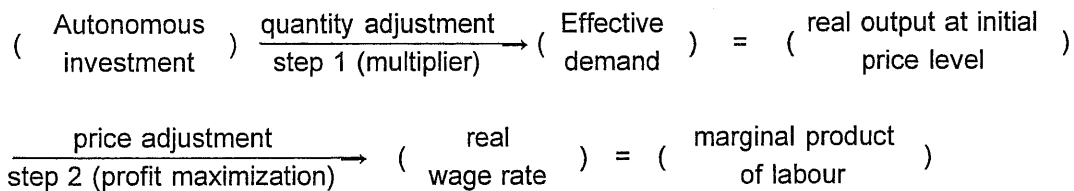
$$\frac{dP}{dY_s} > \frac{dP}{dY_{dd}}$$

which violates the same earlier condition [8] or, equivalently, [9]. Consequently, we arrive at a familiar result (Allen, 1965, pp.19-23; Henderson and Quandt, 1980, p. 160) of dual instability when the demand curve (DAD) is also positively sloped – stability of Walrasian price adjustment implies instability of Marshallian quantity adjustment and vice versa.

The second route to consistency comes from the primary role assigned to aggregate demand. In its starkest schematization, Kalecki assumed a "conventional" profit margin on the basis of mark-up pricing which allows firms to respond to aggregate demand by expanding or contracting the **quantity** of output without any effect on **price**, so long as firms have significantly underutilized capacity. In this case, the relevant supply curve is a flat, horizontal line, where each price level is defined in relation to a different mark-up on constant unit variable (= marginal) cost, on the assumption of given labour productivity

and money wage. Consequently, any shift in aggregate demand leads to correspondingly greater production along this perfectly elastic supply curve, through the usual rounds of the multiplier mechanism.¹⁰⁾

This assumption of mark-up pricing establishes the primacy of aggregate demand in determining the level of output by departing from the neo-classical rule of **precise** profit maximization. Its justification in terms of "satisficing behaviour" based on "bounded rationality" is well-known (e.g. Bhaduri and Falkinger, 1990; Simon, 1979). However, unlike Kalecki Keynes accepted precise profit maximization as the "first postulate of Classical Economics" (1936, pp. 17, 31). Nevertheless, despite accepting this postulate, he elaborated on a framework of analysis where the level of output is determined by the level of aggregate demand, and **not** by the real wage rate from the supply side through profit maximization. His argument follows a line of economic causation in which investment determines effective demand which leads correspondingly to a higher level of output through the multiplier mechanism. Nevertheless, as our preceding discussion shows, implied in this view is the assumption that firms follow the rule of satisfying higher aggregate demand, even if it means departing, at least temporarily, from the rule of precise profit maximization. The higher level of output subsequently leads to upward revision in price to restore profit maximizing equilibrium. This means upward revision in price by equating the lower marginal product of labour at that higher level of output with a lower real wage rate. Schematically,



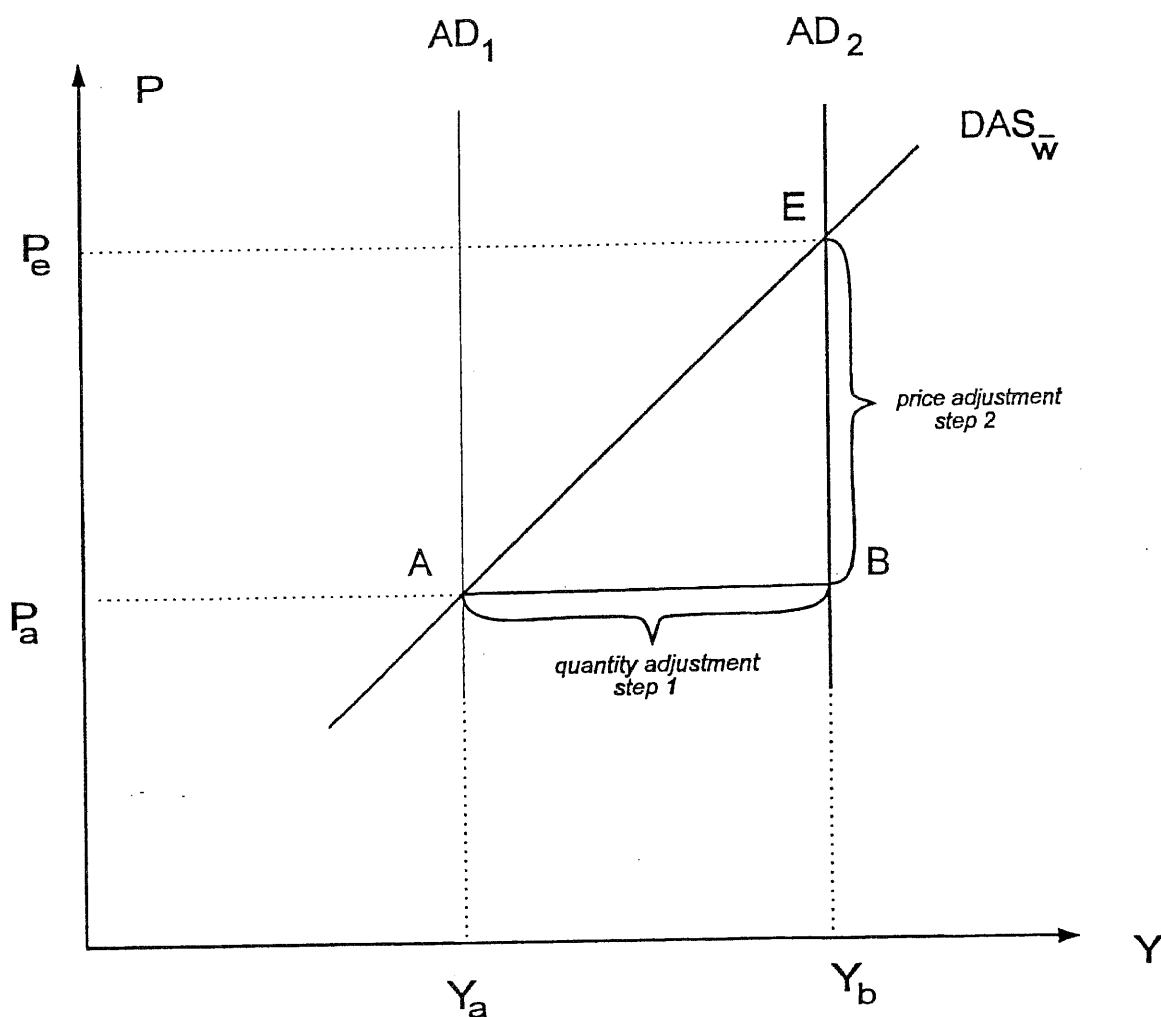
Therefore, in the Keynesian theory the real wage rate is determined by, but is not a determinant of the level of employment. It is an endogenous variable determined through relative movements of price and money wage to satisfy the "first postulate of Classical Theory". This suggests both the important difference and the similarity between the Kaleckian and the Keynesian scheme. In the former case, the constancy of the conventional profit margin implies a constant real wage which permits price only to move in strict proportion to money wage (at given labour productivity). However, in the Keynesian case, price has to rise more than proportionally in relation to money wage so that real wage is depressed at a higher level of output. But despite this difference, both models recognize the dominant influence of aggregate demand on output through

¹⁰⁾ See also footnote 6.

the multiplier with (Keynes) or without (Kalecki) the postulate of precise profit maximization, as encapsulated in figure 3. In conformity with our preceding discussion the shift from AD_1 to AD_2 (in both cases aggregate demand represented without real balance effect), brought about by an exogenous increase in real investment, results in increased output at fixed price P_a from Y_a to Y_b in accordance with the multiplier. Thus, point B represents the Kalecki-Keynes quantity adjustment at given price. However, Keynes postulates a further adjustment, as firms increase prices (given nominal wage) along BE to restore profit-maximizing equilibrium by equating marginal value product of labour with the nominal wage rate.

In figure 3, only by assigning a subsidiary role to the rule of profit maximization, the Kalecki-Keynes theory of demand-determined output escapes the neo-classical strait-jacket of output being determined from the supply side through profit maximization with real wage as the autonomous causal variable.

Figure 3



More formally, the model underlying the General Theory, accommodating demand-determined output with profit maximization, needs to be viewed in terms of sequential dynamics. Thus, corresponding to step 1 in figure 3, the quantity adjustment is governed by the equation

$$\frac{dY}{dt} = f'(L) \cdot \frac{dL}{dt} = \alpha \cdot P[\bar{I} - s f(L)], \alpha > 0 \quad [12]$$

Note price adjustment can play no role in [12] for closing the gap between real investment and real savings. It can only be closed via adjustment in real income and employment, assuming that reserve labour force is available. This system is locally stable if,

$$s > 0 \quad [13]$$

so that higher savings out of higher output always matches higher investment.

Price adjustment takes place in the subsequent sequence to restore profit maximization, with output and employment already in equilibrium, by equating real savings with real investment. Higher demand (investment) causing higher output lowers the marginal (and average) product of labour, so that firms raise their price even at a given nominal wage, $w = \bar{w}$ to restore profit-maximizing equilibrium. This price adjustment, corresponding to step 2 in figure 3, is governed by the equation,

$$\frac{dP}{dt} = \beta[\bar{w} - P f'(L)], \beta > 0 \quad [14]$$

where the relevant derivative is evaluated at $L = L_e$ which has already attained its equilibrium value (in step 1); consequently local stability of the system is guaranteed if,¹¹⁾

$$f' > 0.$$

The revolutionary novelty of the model of the General Theory is often lost sight of by insisting that Keynes had also accepted the inverse relation between real wage and

11) It is a common misconception to believe that nominal wages are constant in the Keynesian system. The system needs a relatively slower movement in nominal wage compared to price to attain stability, e.g. [14] is stable so long as,

$$\frac{dw}{dP} - f'(L) < 0$$

or, evaluated at full equilibrium (i.e. setting [12] and [14] both at stationary value)

$$\frac{dw}{w} < \frac{dP}{P}$$

employment through profit maximization. Our formalization should make it clear that the methodological novelty lay in postulating a sequential dynamics, where output adjustment precedes (or has a faster speed of) price adjustment, in total contradiction to conventional wisdom of Marshallian short-period analysis (cf. Leijonhufvud, 1968). And, it is precisely on this point that the neo-classical interpretation of Keynes differs, since it requires price rise (due to higher demand/investment or money supply) to precede in order to reduce real wage for profit-maximizing firms to be induced to produce more (cf. Blanchard, 1990, especially pp. 782-784, 803).¹²⁾

Section 3: Reinterpreting disequilibrium analysis

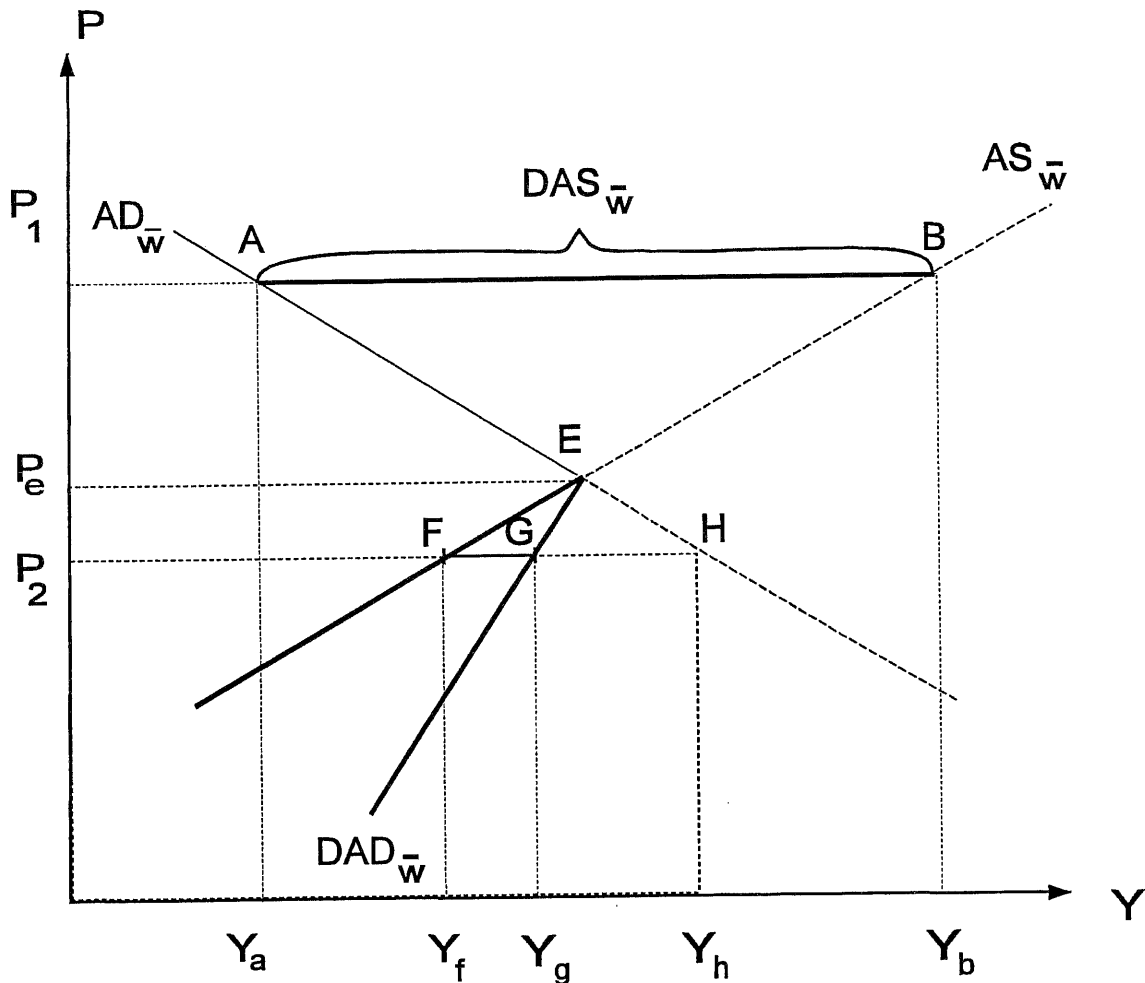
The sequential dynamics of the General Theory, where quantity adjustment precedes (or is faster than) price adjustment, suggests a way of removing the logical inconsistencies in the AD/AS framework. In a temporal sense, it implies that firms "first" produce to satisfy higher aggregate demand, and "then" (more slowly) raise price to restore profit-maximizing equilibrium (see figure 3). This temporal division, aimed at reconciling the two apparently contradictory rules of satisfying aggregate demand and maximizing profit, has reappeared in a different way in modern disequilibrium theory (Clower, 1965; Malinvaud, 1977). In this latter formulation, two different economic states are distinguished according to which particular rule operates. Thus, whether firms pursue the satisfaction of demand or maximization of profit depends on the binding macroeconomic constraint characterizing the economy.

Viewed from this angle, the logical inconsistencies in the AD/AS apparatus seem to disappear at first sight, especially because this interpretation does not insist that spontaneous market forces drive the system towards equilibrium. Instead, in its simplest version it posits that the "short side" of the market determines the rule to be followed to determine the actual outcome. Nevertheless, this does not escape the problem of inconsistency, because actual employment is still guided either by the rule of profit maximization by the firms or by their meeting aggregate demand. If actual employment is guided by the rule of profit maximization by firms along the AS curve then desired expenditure at this level of employment can not correspond meaningfully to the AD curve in figure 4 in so far as it is determined in isolation from the income received by the households, and thus violates the principle of the "circular flow" of income. Alternatively, if actual employment is guided by the rule of satisfying aggregate demand by firms along

¹²⁾ Indeed, this view seems to be widely accepted following Friedman's (1977) interpretation of Keynes. However, as Keynes (1939) himself argued against Pigou, the "good effect of an expansionist investment policy on employment" worked through demand expansion, and not through lower real wages. In addition, Keynes also revised his assumption that real wage moves contracyclically (see Skarstein, 1992).

the AD curve then the implied supply curve can no longer correspond to the AS curve for the same reason.

Figure 4



However, in terms of our preceding discussion of the two routes to consistency, we obtain a more transparent macroeconomic characterization of the nature of "rationing" under disequilibrium. If the price level happens to be below the equilibrium, at level $P_2 < P_e$ (see figure 4) aggregate supply is the shorter side of the market and equals Y_f while the notional aggregate demand is equal to Y_h . Since the latter is determined in complete isolation from the actual employment, Y_f and Y_h can be compared only in a very hypothetical way. This makes the notion of "quantity rationing" outside equilibrium so problematic. However, previous analysis suggests the simpler solution, that at actual aggregate supply Y_f the actual derived aggregate demand (DAD) would be Y_g . Consequently, an actual (not notional) excess demand equal to the distance FG in figure 4 obtains which would make the persistence of the price level P_2 below P_e rather difficult in a market economy.

On the other hand, if the price level is above equilibrium at $P_1 > P_e$ the conventional AD/AS construction tells us that output determined by actual aggregate demand is Y_a , while notional aggregate supply that would maximize profit is Y_b . This situation, interpreted in terms of our second (Kalecki) route to consistency, corresponds to AB, representing simply the actual derived supply curve. So long as the aggregate demand increases (not beyond Y_b) aggregate supply would passively adjust at the given price. The horizontal derived aggregate supply curve AB corresponds fully to the Kaleckian framework with the AS curve playing no other role than providing a boundary constraint to demand-determined output.

Section 4: **Concluding observations**

Our aim in this paper has been to demonstrate the logical inconsistency which arises in the AD/AS framework in all out-of-equilibrium positions, as the same economic agent, the firm, is assumed to be governed by two different rules – maximization of profits along AS and satisfaction of aggregate demand (without profit maximization) along AD (section 1). When this logical inconsistency is removed by subjecting firms to either of the rules, but not both, two distinct models with very different policy implications are obtained. In the neo-classical model, real wage is the exogenous variable determining profit-maximizing supply of output along AS from which aggregate demand DAD is derived. In this model aggregate demand has no independent existence and the model is not "Keynesian" in any sense. In the contrasting model of Kalecki and Keynes, aggregate demand is assigned the dominant role in determining output with (Keynes) or without (Kalecki) precise profit maximization (section 2). The AD/AS model interpreted in terms of a disequilibrium theory is seen to correspond precisely to the case of derived demand or derived supply. In the former case, the persistence of the disequilibrium situation in so far as price has to persist below its equilibrium level despite excess demand seems implausible. In the latter case, the disequilibrium theory can be reduced to the case of aggregate demand playing the governing role without profit maximization, as in Kalecki's model (section 3).

Our argument suggests that the conventional AD/AS framework is not only logically faulty but economically misleading as well. Perhaps the most awkward assumption of the AD/AS framework is that variations in the price level in a modern industrial economy can take place without significant repercussions on nominal wages (see equations [3] to [5]). This assumption is not merely unrealistic, but also misleading in a theoretical sense – because it misrepresents the role assigned to the "price mechanism" in the Keynesian model. The relative movements between prices and money wages are assigned the specific role of restoring profit-maximizing equilibrium in the Keynesian model through endogenous

movement of the real wage, while output continues to be determined by the level of demand (section 2). This message is not merely lost in the conventional AD/AS framework. It also misleads by pretending that the price level simply equates demand with supply even in the macroeconomic context.

References

- Allen, R. G. D. (1965), *Mathematical Economics*, 2nd edition, Macmillan, London.
- Barro, R. J. (1994), "The Aggregate-Supply/Aggregate-Demand Model", *Eastern Economic Journal*, vol. 20, no. 1, Winter, pp. 1-6.
- Baumol, W. J. and Blinder, A.S. (1991), *Economics*, 5th edition, Harcourt, Brace, Jovanovich, San Diego.
- Bernanke, B. S. (1994), "The Macroeconomics of the Great Depression: A Comparative Approach", National Bureau of Economic Research, *NBER Working Paper*, no. 4814, August.
- Bhaduri, A. and Falkinger, J. (1990), "Optimal price adjustment under incomplete information", *European Economic Review*, vol. 34, pp. 941-952.
- Bhaduri, A., Laski, K. and Riese, M. (1994), "Fallacies in Aggregate Demand/Supply Analysis", The Vienna Institute for Comparative Economic Studies, *WIIW Working Papers*, no. 4, July.
- Blanchard, O. J. (1989), "A Traditional Interpretation of Macroeconomic Fluctuations", *American Economic Review*, vol. 79, pp. 1146-1164.
- Blanchard, O. J. (1990), "Why does money affect output? A Survey," chapter 15 in: *Handbook of Monetary Economics*, edited by Friedman, B. M. and Hahn, F. H., Elsevier.
- Bruno, M. (1986), "Aggregate Supply and Demand Factors in OECD Unemployment: An Update", *Economica*, no. 53, pp. S35-S52.
- Colander, D. (1994), "The Stories We Tell: A Reconsideration of AD/AD Analysis", Middlebury College, mimeographed.
- Clower, R.W. (1965), "The Keynesian Counter-Revolution: A Theoretical Appraisal", in: *The Theory of Interest Rates*, edited by Hahn, F. H. and Brechling, F., London.
- Dornbusch, R. and Fischer, S. (1994), *Macroeconomics*, 6th edition, MacGraw-Hill, New York.
- Felderer, B. and Homburg, S. (1992), *Macroeconomics and New Macroeconomics*, 2nd edition, Springer-Verlag, Berlin.
- Fields, T. W. and Hart, W. R. (1990), "Some Pitfalls in the Conventional Treatment of Aggregate Demand", *Southern Economic Journal*, vol. 56, no. 3, January, pp. 676-685.
- Friedman, M. (1977), "Comments on the Critics", in: Robert, J. G., *Milton Friedman's Monetary Framework. A Debate with his Critics*, The University of Chicago Press, pp. 132-177.
- Hall, P. H. and Treadgold, M. L. (1982), "Aggregate demand curve: a guide to use and abuse", *Australian Economic Papers*, vol. 21, June, pp. 37-48.
- Henderson, J. and Quandt, R. (1980), *Microeconomic Theory: A Mathematical Approach*, 3rd edition, McGraw-Hill, New York.
- Kahn, R. F. (1931), "The relation of home investment to unemployment", *Economic Journal*, vol. 41, pp. 173-198.
- Kalecki, M. (1971) (1933), *Selected Essays on the Dynamics of the Capitalist Economy*, Cambridge University Press, Cambridge.
- Leijonhufvud, A. (1968), *On Keynesian economics & the Economics of Keynes*, Oxford University Press, Oxford.
- Keynes, J. M. (1936), *The General Theory of Employment, Interest and Money*, Macmillan, London. (Page reference to Harbinger Edition, New York 1964.)
- Keynes, J. M. (1939), "Relative movements of real wages and output", *The Economic Journal*, vol. 49, March, pp. 34-51.

- Malinvaud, E. (1977), *The Theory of Unemployment Reconsidered*, Oxford.
- Mankiw, M. G. (1992), *Macroeconomics*, Worth Publishers, New York.
- Sachs, J. D. and Larrain, F. (1993), *Macroeconomics in the Global Economy*, Harvester/Wheatsheaf, New York.
- Samuelson, P. A. (1947), *The Foundations of Economic Analysis*, Harvard University Press, Cambridge, Massachusetts.
- Simon, H. A. (1979), "Rational decision making in business organizations", *American Economic Review*, vol. 69, pp. 493-513.
- Skarstein, R. (1992), "The Shaky Supply Side. On Neoclassical 'Anomalies' in Macroeconomic Theory", *Banca Nazionale del Lavoro Quarterly Review*, no. 183, December, pp. 407-430.
- Stiglitz, J. E. (1993), *Economics*, W. W. Norton, New York, N. Y.

WIIW WORKING PAPERS (since 1993)

(Published, under its own imprint, by WIIW)

Under the heading "Working Papers" WIIW publishes studies dealing with theoretical problems of transformation from command to market economy, which are intended to serve the academic exchange of ideas. Forwarded on request only.

- No. 1 K. Laski et al., Vienna: Transition from the Command to the Market System: what went wrong and what to do now? March 1993
- No. 2 A. Bhaduri, Vienna: Patterns of Economic Transition and Structural Adjustments. February 1994
- No. 3 Ewa Dzwonik-Wrobel, Warsaw/Jolanta Zieba, Vienna: Money Supply and Money Demand in Poland, 1990-1992. July 1994
- No. 4 A. Bhaduri, New Delhi-Vienna/K. Laski, Vienna/M. Riese, Linz: Fallacies in Aggregate Demand/Supply Analysis. July 1994
- No. 5 A. Bhaduri, New Delhi-Vienna/K. Laski, Vienna/M. Riese, Linz: Making Sense of the Aggregate Demand-Supply Model

Herausgeber, Verleger, Eigentümer und Hersteller: Verein "Wiener Institut für Internationale Wirtschaftsvergleiche" (WIIW), Wien 1, Oppolzergasse 6.

Postanschrift: A-1010 Wien, Oppolzergasse 6, Tel: [43 1] 533 66 10, Fax: [43 1] 533 66 10-50

Präsident: Dkfm. Ferdinand Lacina, Bundesminister für Finanzen
Graf Starhembergasse 26, 1040 Wien

Verantwortlich: Chefredakteur Univ.-Prof. Dr. Kazimierz Laski
Rotenhofgasse 77, 1100 Wien

Nachdruck nur auszugsweise und mit genauer Quellenangabe gestattet.
P.b.b. Verlagspostamt 1010 Wien

The Vienna Institute for Comparative Economic Studies (WIIW) was established as an independent non-profit research institute in 1973. In the more than twenty years of its existence WIIW has gained a reputation for unbiased assessment of the economic situation in Central and Eastern Europe and for the accuracy and timeliness of the information contained in its regular reports, statistical yearbooks and press releases. The Institute's findings are routinely cited in leading international newspapers and economic journals.

The Institute is principally engaged in analysing the current economic situation in Central and Eastern Europe and the former Soviet Union. Since 1989 WIIW's research has focused on the unprecedented macro and structural problems of the transition from a command to a market economy. The Institute has built up a database of more than 5,000 time series as well as a significant document archive on the former COMECON and former Yugoslavia.

For firms and institutions interested in Central and East European markets, WIIW offers a package of exclusive services and preferential privileges on a membership basis, comprising a monthly publication for members with analyses of topical developments, as well as free copies of all other Institute publications, unique access to statistical information and to specialized documentation services, and free participation in workshops and seminars.

For detailed information about The Vienna Institute for Comparative Economic Studies please write to WIIW, Opolzergasse 6, A-1010 Vienna, or call Ms. Ursula Straka, Tel. (+43 1) 533 66 10-11, Fax: (+43 1) 533 66 10-50.

